



# SITE HQ

SMART SITE SOLUTIONS

## PRODUCT CATALOGUE

1300 748 347  
[sitehq.com.au](http://sitehq.com.au)

JANUARY 2025

**EXPLORE OUR RANGE OF:**  
TEMPORARY FENCING & BARRIERS  
SMARTWALL WATER FILLED BASE  
PORTABLE TOILETS & SHOWERS  
WATER FILLED BARRIERS  
STAR PICKETS  
TRAFFIC, SITE AND SAFETY EQUIPMENT  
SAFETY SIGNS  
ACOUSTIC CURTAINS  
SHADE CLOTH  
SIGNAGE HQ  
GROUND PROTECTION  
POWER AND DISTRIBUTION  
SOLAR/WIRELESS SITE CAMERAS  
AND MUCH MORE!



# ARE YOU AN ACCOUNT CUSTOMER? **ORDER ONLINE IN 3 EASY STEPS!**

Log into your account online via SiteHQ.com.au, where you'll receive your custom pricing, and be able to purchase items at the click of a button safely and securely.

You must have an active Ready Industries trading account for this feature to work. If you're not already an account customer but wish to become one, please fill in our application form, which can be found online at: [tempfence.applyeasy.com.au/credit](http://tempfence.applyeasy.com.au/credit)

Then follow the simple steps below.

**1** Follow the link in the welcome email to get started with your Site HQ account

**2** Enter your new password on the **'password reset'** screen and click **'save'**

**3** Log into your Site HQ account and start shopping!



### **Need a hand getting started?**

Scan the QR code to watch our video on how to set up your account.

# CONTENTS



## INTRODUCTION

Introducing Site HQ

2



## OUR LOCATIONS

Australian locations

4

## OUR PRODUCTS



### TEMPORARY FENCING AND BARRIERS 5

Temporary Fencing	6
Temporary Fencing Accessories	6
Temporary Fencing Packs	7
Bracing & Support Stays	8
Crowd Control Barriers	9
Crowd Control Barrier Packs	10
Edge Protection	11
Pool Fencing	11
A-Frame Barricades	11
SmartWall Temporary Fencing Base	12



### PORTABLE TOILETS AND SHOWERS 13

Portable Toilets	14
Portable Toilet Accessories	14
Hand Wash Stations	15
Portable Shower	15
Accessible Portable Toilets	15
Trailers	15



### WATER FILLED BARRIERS 16

Water Filled Barriers	17
Fence Top Panels	18
MASH Testing	18
Water Filled Barrier Accessories	18



### STAR PICKETS 19

Star Pickets	20
Accessories	21



### TRAFFIC, SITE & SAFETY EQUIPMENT 22

Civil Consumables	23
• Erosion Control	
• Survey Pegs and Accessories	
Site Consumables	23
• Plywood	
• Cable Ties	
Site Safety Signage	24 - 25
Traffic Accessories	26
• Barrier Mesh	



- Bollards and Cones
- Bunting and Flagging
- Cone Bars
- Ratchets and Tie Downs
- Safety Tape



Car Park Accessories 26



### ACOUSTIC CURTAINS 27

Acoustic Curtain – standard blue 28



### SHADE CLOTH 29

Shade Cloth Density	30
Shade Cloth Colour Range	31
Fire Retardant Shade Cloth	31
Weedmat	31
Scaffold Mesh	31



### SIGNAGE HQ 32

Printed Mesh Banners	33
Printed Vinyl Banners	33
Crowd Control Barrier Coverings	34
Printed Boards	34
Printed Flags	35
Stickers	35
Display Signage	35
Custom Signage	35
Graphic Design Services	35



### GROUND PROTECTION 36

Ground Protection Mats	37
Sticky Mats	37



### POWER & DISTRIBUTION 38

Cable Guards	39
Lead Stands and Hooks	39
Outlets	39

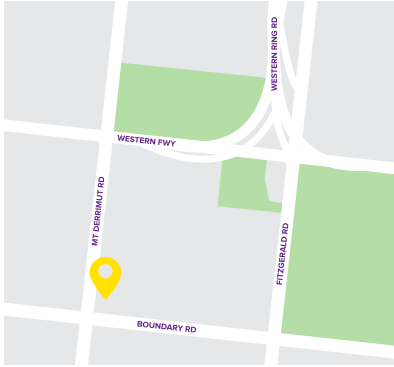


### SITE CAMERA 40

Solar/Wireless Site Cameras	42
Installation Options	43

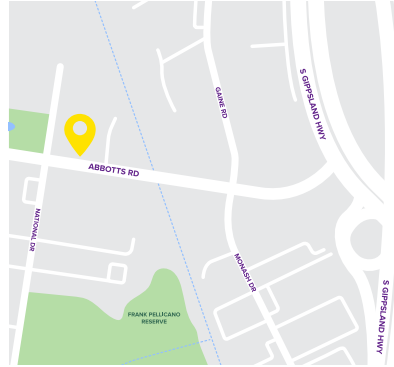


# CONVENIENT LOCATIONS AUSTRALIA WIDE



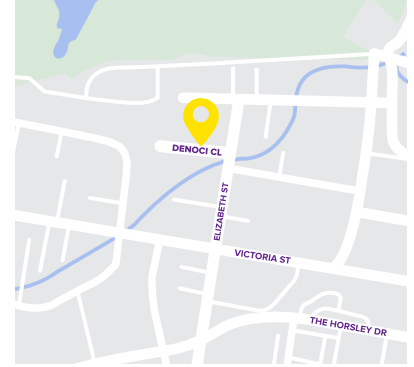
## MELBOURNE (HEAD OFFICE)

1/539 Mt Derrimut Rd,  
Derrimut VIC 3026



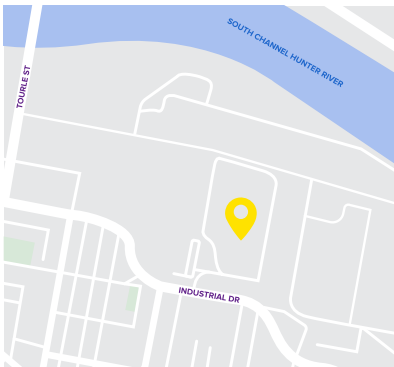
## MELBOURNE (SOUTH EAST)

235-239 Abbots Rd,  
Dandenong South VIC 3175



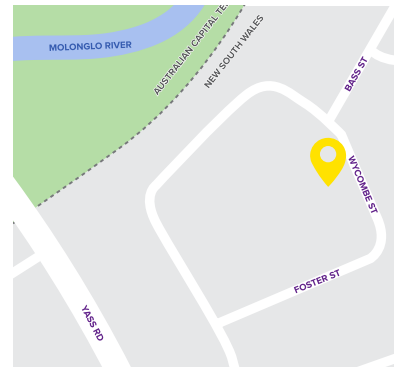
## SYDNEY

5 Denoci Cl,  
Wetherill Park NSW 2164



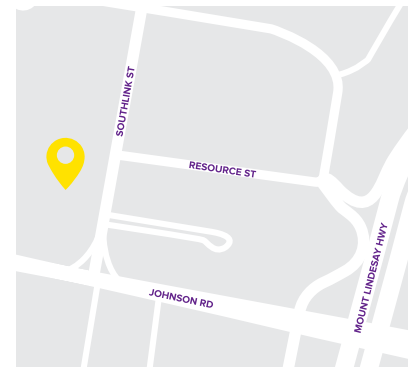
## NEWCASTLE

51 Industrial Dr,  
Mayfield North NSW 2304



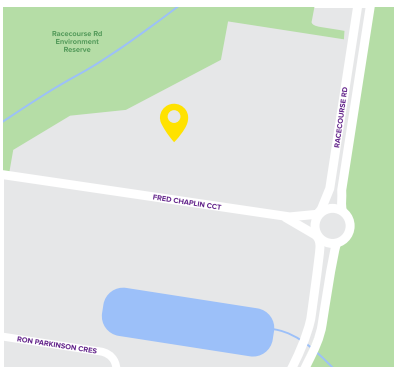
## CANBERRA

11 Wycombe St,  
Queanbeyan East NSW 2620



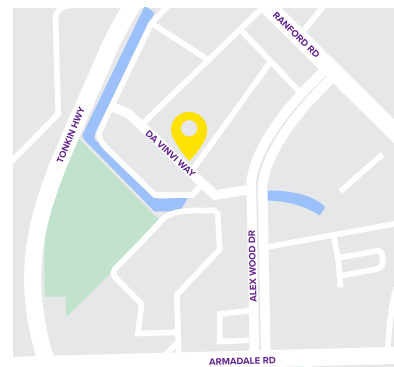
## BRISBANE

20 Southlink St,  
Parkinson QLD 4115



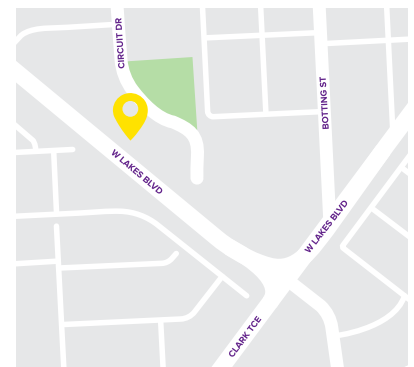
## SUNSHINE COAST

16-24 Fred Chaplin Circuit,  
Bells Creek QLD 4551




## PERTH

9 Da Vinci Way,  
Forrestdale WA 6112



## ADELAIDE

2-26 Circuit Drive,  
Hendon SA 5014



# TEMPORARY FENCING AND BARRIERS

**Site HQ**, powered by **1300TempFence**, is Australia's leading specialist in temporary fencing solutions. Our systems are rigorously tested and certified by third-party engineering consultants to meet the latest Australian Standard for Temporary Fencing (AS-4687:2022). We offer a range of bracing solutions to suit various wind speeds, ensuring stability from 54 km/h up to 147 km/h, tailored to meet your site's specific needs.

Crowd control barriers are essential for managing safe crowd flow at events and work sites. Whether for employees, guests, or the general public, it's crucial to choose the right temporary fencing solution. Our crowd control barriers feature stable flat feet to minimise tripping risks, and we also offer Crowd Control Pedestrian Gates for enhanced access control.

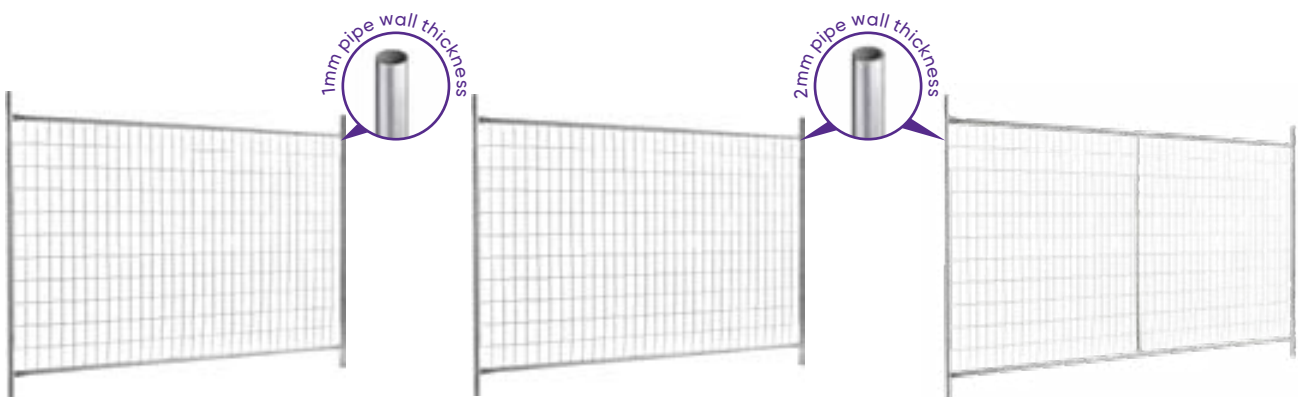
With our extensive industry experience and a strong reputation for reliability, Site HQ is proud to be the exclusive provider of 1300TempFence's temporary fence and barriers.

Scan this QR code to check out our range of temporary fencing and barriers





## TEMPORARY FENCE RANGE



### SMART PANEL

#### 2.4M WELDED MESH

<b>Panel size</b>	2400mm (W) x 2100mm (H)
<b>Frame</b>	32mm O.D.
<b>Infill mesh</b>	2.5mm x 2.5mm, 2.5mm wire, 150mm x 60mm spacings
<b>Weight</b>	11kg
<b>Finish</b>	Galvanised

### MAXI PANEL

#### 2.4M HEAVY DUTY WELDED MESH

<b>Panel size</b>	2400mm (W) x 2100mm (H)
<b>Frame</b>	32mm O.D.
<b>Infill mesh</b>	4mm x 4mm, 4mm wire, 150mm x 60mm spacings
<b>Weight</b>	22kg
<b>Finish</b>	Galvanised 42 microns

### MAXI PANEL

#### 3.3M WELDED MESH

<b>Panel size</b>	3300mm (W) x 2100mm (H)
<b>Frame</b>	32mm O.D.
<b>Infill mesh</b>	4mm x 4mm, 4mm wire, 150mm x 60mm spacings
<b>Weight</b>	30kg
<b>Finish</b>	Galvanised 42 microns

## ⊕ DON'T FORGET TO ADD





## PREMIUM PANEL OPTIONS

ALTERNATIVE  
TO PLYWOOD  
HOARDING



### MAXI PLASTIC SHEET TEMPORARY FENCE PANEL (HDPE) 2.4M X 2.1M

<b>Panel size</b>	Suits maxi panel 2400mm (W) x 2100mm (H)
<b>Colour</b>	White
<b>Weight</b>	35kg
<b>Material</b>	HDPE
<b>Density</b>	100% (full block out)



### PRESTIGE PANEL TEMPORARY FENCE PANEL 2.4M

<b>Panel size</b>	2400mm (W) x 2100mm (H), OR 2250mm (W) x 2400mm (H)
<b>Frame</b>	32mm O.D. 2mm pipe wall thickness
<b>Infill pickets</b>	19mm O.D. 1.2mm wall thickness
<b>Weight</b>	37kg
<b>Finish</b>	Galvanised 42 microns



## TEMPORARY FENCE (SMART) PACKS

FREE LOCK  
AND CHAIN  
FOR ALL PACK  
PURCHASES



Our convenient range of fence packs come with everything you need to get started. Available in **25 metres, 50 metres, 100 metres** or **200 metres**.

#### FEATURES

- Economical
- Lightweight
- Galvanised - longer life span
- Anti-climb weld mesh (*extra security*)
- Great for building sites or events

#### FEET SPECIFICATIONS

Blow moulded plastic concrete filled feet, available in hi-vis orange for safety. UV protected for long life, they will outlast plain concrete and rubber alternatives. Well weighted to maintain the stability of the fence.

#### PACK SPECIFICATIONS

	25M	50M	100M	200M
SMART temp fence panels (2.4m w x 2.1m h)	11	21	42	84
Blow moulded concrete filled feet (25kgs)	11	21	42	84
SMART temporary fencing clamps	11	21	42	84
Actual coverage	26.4m	50.4m	100.8m	201.6m

#### PANEL SPECIFICATIONS

<b>Panel size</b>	2400mm (L) x 2100mm (H)
<b>Frame</b>	32mm O.D.
<b>Infill mesh</b>	150mm x 60mm spacings
<b>Finish</b>	Galvanised



## BRACING & SUPPORTS

AVAILABLE  
IN **SMART**  
(1MM THICK)  
OR **MAXI**  
(2MM THICK)




SUPPORT STAY



HOOK STAY



## TEMPORARY FENCE ACCESSORIES



AVAILABLE  
IN **SMART**  
(1MM THICK)  
OR **MAXI**  
(2MM THICK)

MAN GATE



GATE WHEELS



AVAILABLE  
IN 2.4M  
OR 3.3M  
LENGTHS

HAND RAIL



AVAILABLE  
IN 2.1M  
OR 3M  
LENGTHS

DOG BAR




RANGE  
OF SIZES  
AVAILABLE

STILLAGE



CLAMPS




METAL FEET

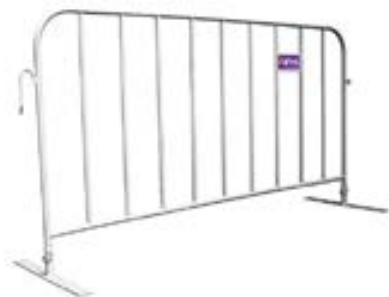


LOCK & CHAIN





 **CROWD CONTROL BARRIER RANGE**



**EZI 2.2M  
FLAT FOOT**

*CROWD CONTROL BARRIER*

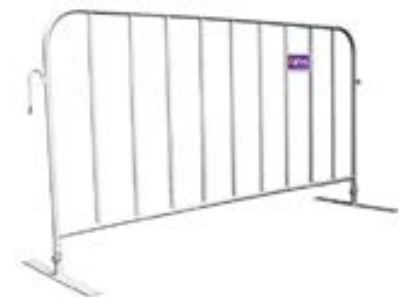
<b>Weight</b>	14kg
<b>Length</b>	2200mm
<b>Height</b>	1100mm
<b>Frame</b>	25mm O.D.
<b>Infill pickets</b>	20mm O.D. 187mm spacings



**ORANGE 2.2M  
FLAT FOOT**

*CROWD CONTROL BARRIER*

<b>Weight</b>	14kg
<b>Length</b>	2200mm
<b>Height</b>	1100mm
<b>Frame</b>	25mm O.D.
<b>Infill pickets</b>	20mm O.D. 187mm spacings



**HEAVY DUTY  
2.2M FLAT FOOT**

*CROWD CONTROL BARRIER*

<b>Weight</b>	18.5kg
<b>Length</b>	2200mm
<b>Height</b>	1100mm
<b>Frame</b>	25mm O.D.
<b>Infill pickets</b>	20mm O.D. 187mm spacings

**+ DON'T FORGET TO ADD**



**EZI  
METAL FEET**



**ORANGE  
METAL FEET**



**HEAVY DUTY  
METAL FEET**



**PTO LOCK PIN**





# CROWD CONTROL BARRIER PACKS



## AVAILABLE IN **ORANGE** OR **GALVANISED FINISHES!**

Crowd control barriers are a must for creating a safe and secure environment. Whether you are running a construction site or event, crowd control barriers are vital for maintaining safe crowd flow and keeping people away from potential hazards.

Our convenient range of crowd control barrier packs come with everything you need to get started. Available in **25 metres, 50 metres, 100 metres** or **200 metres**.

### FEATURES

- Economical
- Lightweight
- Great for building sites or events

### FINISHES

Available in orange or galvanized

### PACK SPECIFICATIONS

	25M	50M	100M	200M
Crowd control barrier panels (2.2m ea)	12	23	46	91
Crowd control barrier metal feet	24	46	92	182
PTO Pins to secure the feet to panel	24	16	92	182
Actual coverage	26.4m	50.6m	101.2m	200.2m

### PANEL SPECIFICATIONS

Weight	14kg each		
Length	2200mm	Height	1100mm
Frame	25mm O.D.		
Infill pickets	20mm O.D. 187mm spacings		

INCLUDES  
GATE SPRING  
AND 2 FEET



## CROWD CONTROL BARRIER GATE

Weight	20kg	Barrier	2200mm (W) x 1100mm (H)
Gate	760mm (W) x 950mm (H)	Arch	900mm (W) x 2100mm (H)
Finish	Galvanised or Orange		



## PLASTIC CROWD CONTROL BARRIER

Weight	13kg	Length	2000mm
Height	1000mm	Feet	Rubber
Finish	Orange		




## PLASTIC EXPANDABLE BARRIER

Fitted with reflectors  
290mm-2500mm x 390mm x 960mm.



## EDGE PROTECTION BARRIER



### EDGE PROTECTION

PANEL 2.4 X 1M

Weight	15.5kg
Panel width	2400mm
Panel height	1000mm



### EDGE PROTECTION

PANEL POST

Weight	4kg	Height	1005mm
Base	150mm x 4mm x 5 fixing flange		
Holes	4 x 12mm diameter holes		
Finish	Galvanised hollow sections		



## TEMPORARY POOL FENCING



METAL POOL FEET SOLD SEPARATELY

### ATLANTIS POOL

PANEL 2.0M

Panel size	2000mm (W) x 1250mm (H)
Frame	25mm x 25mm SHS
Infill pickets	20mm O.D. 89mm spacings
Weight	18.5kg
Finish	Fully Galvanised 42 microns

### ATLANTIS POOL

SELF CLOSING GATE

Panel size	1050mm (W) x 2000mm (H)
Frame	Outer 40mm x 40mm SHS Inner 25mm x 25mm SHS
Infill pickets	20mm O.D. 89mm spacings
Weight	23.5kg
Finish	Fully Galvanised 42 microns



Tested and certified to Australian Standard AS 4687-2022 Temporary Swimming Pool Fencing. This product restricts and limits access and should never be used as a substitute to active supervision. Supervision is vital to prevent drownings or water related injuries.



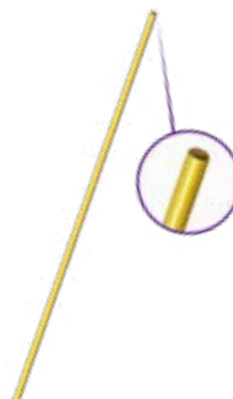
## A-FRAME BARRICADES



### A FRAME BARRICADE

STAND 2 WAY  
HD YELLOW

Weight	5.5kg
Height	1100mm
Width	775mm
OD	Ø60X5
SHS	25x25X2mm



### A FRAME BARRICADE

POLE 5.8M  
HD YELLOW

Weight	8.5kg
Tube length	5800mm
Tube diameter	40.2mm



# SMARTWALL TEMPORARY FENCE WATER FILLED BASE

 **NEW PRODUCT**

## SMART WALL



The NEW *SmartWall* is our latest water filled barrier system. State of the art in design, it utilises our *Smart* or *Maxi* temporary fence panels. Easy to install, the simple one-piece base is stackable, lightweight and easy to transport. The brightly coloured base component provides maximum visibility, while it's low profile with sloped edges reduces the risk of climbing. The compact, narrow shape also eliminates tripping hazards. Strong, durable and safe, our new SmartWall is engineer certified to meet Stability Class from AS 4687:2022.

### Features and benefits:

- Easy to install or relocate with it's simple one-piece design
- Stackable, allowing up to 36 units per stack, no pallets required
- Easy to lift handles on side and middle
- Low profile prevents anything sliding underneath
- Narrow footprint, less encroachment on footpaths
- Sleek aesthetic, ideal for high traffic areas and high profile sites



**Size** 2,385mm (L) x 464mm (H) x 388mm (W)

**Weight** 31kgs (empty) 304kgs (water filled)

**Capacity** 273 litres

**Material** LDPE

**Australian designed**

**Australian Standard**  
AS4687 - 2022  
Temporary Fencing and Hoardings



Engineer certified to meet stability class AS 4687:2022

**AVAILABLE IN PACKS**  
check website for details





# PORTABLE TOILETS & SHOWERS

## Leaders in sanitation solutions

Site HQ, is proud to be the official distributor of The Portable Toilet Company range of portable toilets and showers.

The Portable Toilet Company is Australia's preferred supplier of portable toilets for; construction sites, events and rural properties right across the country. We're also the supplier of choice for the hire & rental industries. We provide high quality, safe, comfortable, hygienic and affordable portable toilets, showers and accessories to meet the demands of all onsite employees, event attendees and general public.

We pride ourselves on building ergonomically friendly toilets designed with the latest technology. Our products are built from premium materials, carefully designed to withstand regular movement and frequent usage, combining strong and durable materials with sleek, modern design. Every portable toilet can be controlled completely by foot, taking sanitation to the next level with a completely touch free experience.

Scan this QR code to check out our range of portable toilets and showers





### MARINE PORTABLE TOILET

Weight	128kg
Waste tank	280 litres
Fresh water tank	160 litres
Size	1200mm (L) x 1120mm (W) x 2300mm (H)
Wall colours	● Blue ● Grey
Walls	Twin skin



### BILLABONG PORTABLE TOILET

Weight	165kg
Waste tank	390 litres
Fresh water tank	160 litres
Size	1200mm (L) x 1120mm (W) x 2350mm (H)
Wall colours	● Blue ● Grey
Walls	Twin skin



### SEWER CONNECT TOILET

Weight	140kg
Waste	Mains connect (sewer)
Fresh water	Mains connect (water)
Size	1200mm (L) x 1120mm (W) x 2200mm (H)
Wall colours	● Blue ● Grey
Walls	Twin skin

## PORTABLE TOILET RANGE



## DON'T FORGET TO ADD



REAR EVAC VALVE



TOILET LED LIGHT



TOILET CHEMICAL



DEODERISOR DISCS



TOILET PAPER



SOAP DISPENSER

PAPER TOWELS NOT INCLUDED



PAPER TOWEL DISPENSER



AVAILABLE AS SINGLE OR DOUBLE

## HAND WASH STATION



<b>Weight</b>	22kgs (single) / 32kgs (double)
<b>Waste water tank</b>	65L (single) / 100L (double)
<b>Fresh water tank</b>	60L (single) / 115L (double)
<b>Size</b>	400mm x 520mm x 1340mm (single) 500mm x 760mm x 1320mm (double)
<b>Colour</b>	Grey



## ACCESSIBLE PORTABLE TOILET

<b>Weight</b>	180kg
<b>Waste tank</b>	150 litres
<b>Fresh water tank</b>	110 litres
<b>Size</b>	1950mm (L) 1950mm (W) 2300mm (H)
<b>Wall colours</b>	Blue with grey door
<b>Skid base</b>	PE (Floor PP)



Please note: Toilets are for display purposes only. Toilets are sold separately.



## SINGLE PORTABLE TOILET TRAILER

Our single mount system is ideal for transporting your toilet with ease. Designed to sit lower in the frame ensuring a lower centre of gravity with less wind resistance while in motion.

### Key features

Robust handrails and sturdy platform, fold down low level step, LED tail lights, jockey wheel, rear stabilisers, spare tyre, secure handbrake and more!

**Size** 2912mm (L) x 1794mm (W)

Please note: Toilets are for display purposes only. Toilets are sold separately.



## DOUBLE PORTABLE TOILET TRAILER

Our double mount system is ideal for transporting two toilets with ease. Designed to sit lower in the frame ensuring a lower centre of gravity with less wind resistance while in motion.

### Key features

Robust handrails and sturdy platform, fold down low level step, LED tail lights, jockey wheel, rear stabilisers, spare tyre, secure handbrake and more!

**Size** 4927mm (L) x 1794mm (W)



## PORTABLE SHOWER

<b>Weight</b>	120kg
<b>Size</b>	1220mm (L) 1180mm (W) 2300mm (H)
<b>Skid base</b>	Galvanised steel
<b>Wall colours</b>	● Blue ● Grey
<b>Special features</b>	Floor drain & shelf
<b>Walls</b>	Twin skin
<b>Optional extras</b>	Gas hot water unit option available

\*Models may vary slightly depending on location.



**HOT WATER SYSTEM (PORTABLE SHOWERS)**



**TRAILER ACCESSORIES**



# WATER FILLED BARRIERS

Site HQ's water filled barriers are a great safety barrier solution. Our high strength **Shield 1** can help stop, contain and re-direct an impacting vehicle making it an ideal choice for road closures, crash protection, traffic management and use on work sites. Our heavy duty **X-Site** is ideal as a medium zone barrier perfect for pedestrian delineation, while our lightweight **X-Stream** can be filled to 25% capacity, making it a great low cost option, ideal for use on building sites and to delineate walkways.

Each of our versatile barriers are easy to install with simple interlocking systems, easy to manoeuvre, highly visible, sturdy and durable.

We also offer a range of fitted anti gawk screens and fence tops for added privacy.



Scan this QR code to check out our range of water filled barriers and accessories





## WATER FILLED BARRIER RANGE



### SHIELD 1 CRASH

*RATED WATER FILLED BARRIER*

<b>Weight</b>	81kg (empty) / 611kg (filled)	
<b>Length</b>	2200mm	
<b>Height</b>	920mm	
<b>Width</b>	600mm	
<b>Capacity</b>	530 litres	
<b>Colour</b>	Available in Orange	



### X-SITE

*WATER FILLED BARRIER*

<b>Weight</b>	31kg (empty) / 360kg (filled)	
<b>Length</b>	2200mm	
<b>Height</b>	990mm	
<b>Width</b>	600mm	
<b>Capacity</b>	320 litres	
<b>Colour</b>	Available in Orange and White	



### X-STREAM

*WATER FILLED BARRIER*

<b>Weight</b>	20kg (empty)	
<b>Weight</b>	205kg (filled)	
<b>Length</b>	2000mm	
<b>Height</b>	900mm	
<b>Width</b>	500mm	
<b>Colour</b>	Available in Orange and White	

## END TREATMENT

### SHIELD 1 CRASH RATED WATER FILLED BARRIER

*END TREATMENT*

<b>Weight</b>	81kg	<b>Length</b>	2200mm
<b>Height</b>	920mm	<b>Width</b>	600mm



## MASH TEST LEVEL 1

APPROVED

## MASH TESTING

Watch how our Shield 1 water filled barriers stand up to rigorous MASH testing. MASH testing is Australia's preferred testing method for road safety barriers by the Austroads Safety Barrier Assessment Panel.

### MASH TL-1 RATING


- 2,270kg at 50km/h and 25° accepted dynamic deflection 2.2m
- Road authority approved
- Impact speed rating TL-1, 50km/h
- Minimum length of need 44m



Scan this QR code to watch on YouTube

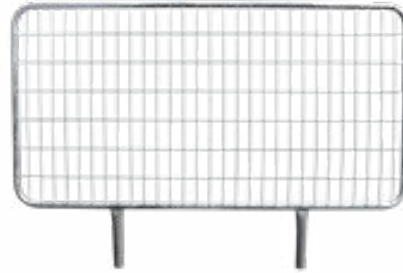


## FENCE TOP PANELS




### SHIELD 1 FENCE TOP PANEL

Weight	17kg
Width	1865mm
Height	1200mm
Frame	25mm x 25mm
Infill mesh	4mm x 4mm, 4mm wire, 50mm x 50mm spacings




### X-SITE FENCE TOP PANEL

Weight	25kg
Width	1975mm
Height	1025mm
Frame	32mm O.D.
Infill mesh	4mm x 4mm, 4mm wire, 141mm x 60mm spacings



### KI-1000 FENCE TOP PANEL

Weight	25kg
Width	1975mm
Height	1025mm
Frame	32mm O.D.
Infill mesh	4mm x 4mm, 4mm wire, 141mm x 60mm spacings



### ARMORZONE FENCE TOP PANEL

Weight	17kg
Width	1965mm
Height	1200mm
Frame	25mm x 25mm
Infill mesh	4mm x 4mm, 4mm wire, 50mm x 50mm spacings



### LO-RO FENCE TOP PANEL

Weight	17kg
Width	1830mm
Height	1060mm
Frame	25mm x 25mm
Infill mesh	4mm x 4mm, 4mm wire, 50mm x 50mm spacings

## ⊕ DON'T FORGET TO ADD



SHIELD 1 BARRIER PIN





REPLACEMENT BUNG

Shield 1, Ki 1000, X-Site & X-Site



Batteries not included

BARRICADE LIGHT



# STAR PICKETS

Our heavy duty Star Picket posts come with pre-drilled holes for fixing wire, temporary fence, barrier mesh, flags and more. Suitable for construction, fencing and formwork.

Large range of sizes available.

Scan this QR code to check out our range of star pickets







# SPECIFICATIONS

Colour:	Size:	Holes:
Black	300mm	2 Holes
Black	450mm	2 Holes
Black	600mm	3 Holes
Black	900mm	5 Holes
Galvanised	1200mm	11 Holes
Black or Galvanised	1350mm	11 Holes
Black or Galvanised	1500mm	14 Holes
Black or Galvanised	1650mm	14 Holes
Black or Galvanised	1800mm	14 Holes
Black	2100mm	7 Holes
Black or Galvanised	2400mm	7 Holes

Weight:	Smart (Black):	Super (Black):	Galvanised:
Per Metre	1.39kg	1.9kg	1.9kg



# STAR PICKET SIZE CHART





**⚠ DON'T FORGET TO ADD**



**JACKJAW – PICKET ONLY  
LARGE**



**JACKJAW – PICKET ONLY  
SMALL**



**JACKJAW – PICKET & 32MM  
OD POST – LARGE**



**JACKJAW – PICKET & 32MM  
OD POST – SMALL**



**JACKJAW  
PEG PULLER**



**JACKJAW TEETH**



**STAR PICKET CAPS**



**STAR PICKET  
HAMMER**


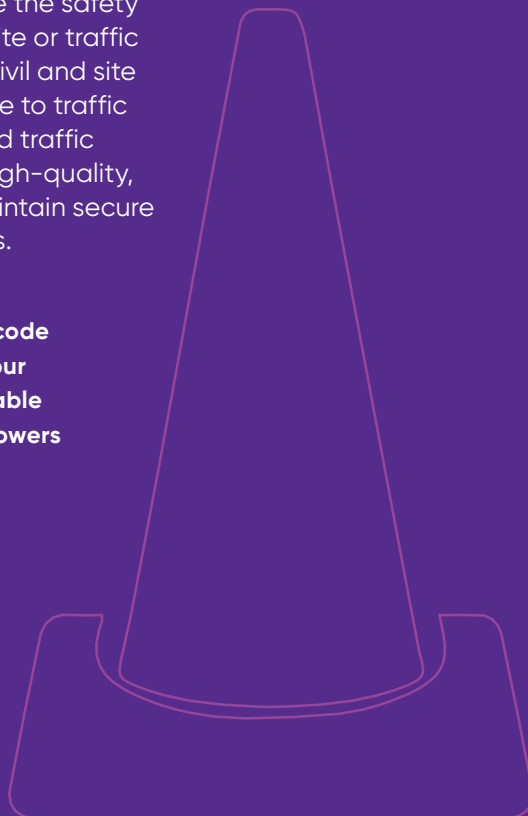


# TRAFFIC, SITE AND SAFETY EQUIPMENT

Site HQ offers a comprehensive range of products designed to ensure the safety and efficiency of your worksite or traffic management needs. From civil and site consumables, safety signage to traffic cones and accessories to aid traffic management, we provide high-quality, reliable solutions to help maintain secure and compliant environments.



Scan this QR code to check out our range of portable toilets and showers





## CIVIL CONSUMABLES

3M X  
200MM



COIR LOGS



SANDBAG FILLER

50  
PACK 



Please note:  
Image is for  
illustrative  
purposes,  
sandbags  
come unfilled.

HESSIAN SANDBAGS

50MM  
x 25MM  
x 900MM



SURVEY PEGS /  
PACKS OF 25




SILT FENCE



BUILDERS PLASTIC



## 🏠 SITE CONSUMABLES



BLACK  
STALLION

2400MM  
X 1200MM  
X 17MM

F17 FORMPLY PLYWOOD



PLYWOOD  
FSC

2400MM  
X 1200MM  
X 18MM

SELEX CPD NON-STRUCTURAL



ASSORTED  
SIZES

PACK  
OF 100

CABLE TIES



## ⚠ SITE SAFETY SIGNAGE

### DANGER SIGNAGE

These signs are designed to provide a warning e.g. when there is potential hazard or hazardous condition that could potentially be life-threatening. The word 'Danger' is featured prominently inside a red oval inside a black rectangle. We offer the below range in Danger Signage.



300mm x 450mm



300mm x 450mm



300mm x 450mm



300mm x 450mm



300mm x 450mm

### MANDATORY SIGNAGE

These signs are designed to specify an instruction that must be carried out. Pictograms/Symbols are depicted in white on a blue circular background. Wording, if required is in black lettering.



600mm x 450mm



600mm x 450mm



450mm x 600mm



600mm x 450mm



600mm x 450mm



600mm x 450mm

### PROHIBITION SIGNAGE

These signs specify behaviour or actions that are not permitted. The annulus and slash are depicted in red over the symbol of the action in black. Wording, if required is in black.



450mm x 300mm



450mm x 300mm



## EMERGENCY SIGNAGE

These signs indicate the location of, or direction to emergency related facilities. White symbol/text on green background.



300mm x 450mm



450mm x 300mm

## WARNING SIGNAGE

These signs warn of hazards or a hazardous condition that is unlikely to be life-threatening. The hazard symbol is black on a yellow background with a triangle around the hazard symbol. Wording if required is black.



600mm x 450mm



600mm x 450mm



600mm x 450mm



450mm x 600mm



450mm x 600mm



1800mm x 900mm

## GENERAL SIGNAGE

General signage encompasses a broad category of signs designed to convey various types of information that aren't necessarily specific to any one situation or location but are intended to provide useful guidance.

These signs are prevalent in many settings, including public spaces and commercial areas.



450mm x 300mm



450mm x 300mm




900mm x 600mm



900mm x 600mm



450mm x 300mm



450mm x 300mm



600mm x 450mm



600mm x 900mm



## TRAFFIC ACCESSORIES



TRAFFIC BOLLARDS  
100X1150MM



6kg and 8kg  
TRAFFIC BOLLARD BASE  
420X420MM



450mm and 700mm  
TRAFFIC CONE PVC



900mm x 5m  
ONION MESH



30m or 100m  
COLOURED SAFETY FLAGGING / BUNTING



CONE BAR



RATCHETS AND TIEDOWNS



1.8m  
STOP/SLOW BATON



1m x 50m  
BARRIER MESH  
ORANGE OR BLUE



75mm x 100m  
BARRIER TAPE  
(RED AND WHITE)

## CAR PARK ACCESSORIES



WHEEL STOPS



BOOT CLEANER



# ACOUSTIC CURTAINS

Acoustic Curtains or as they are otherwise known, Noise reduction barriers have become an essential element on construction projects and building sites.

Designed using world-leading acoustic technology, our noise reduction barriers are a must to help protect local communities and employees from the harmful effects of excessive noise.

Scan this QR code  
to check out our  
acoustic curtains

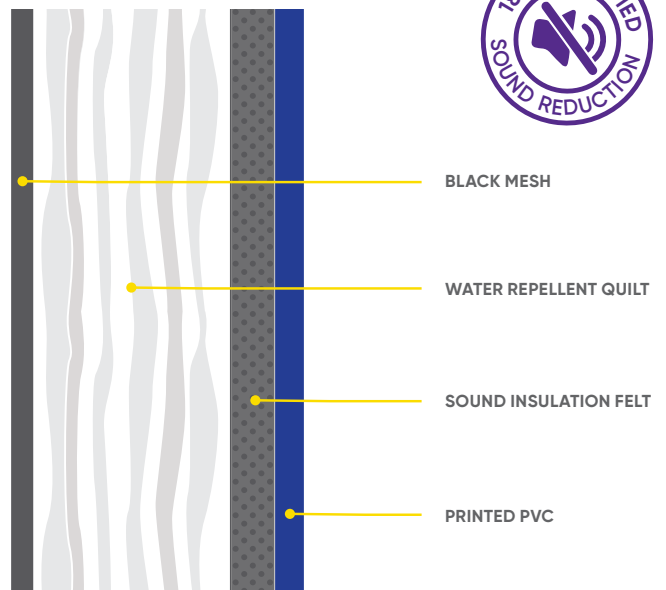





## ACOUSTIC CURTAIN

STANDARD BLUE

<b>Weight</b>	11kg
<b>Height</b>	2050mm
<b>Width</b>	1335mm
<b>Rating</b>	Rw18dB Certified Sound Reduction
<b>Fitting</b>	Velcro and eyelets





# SHADE CLOTH

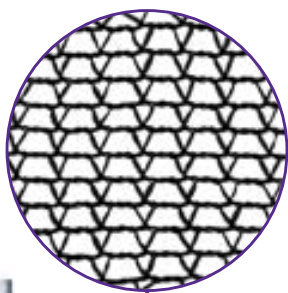
Site HQ specialises in providing high quality heavy duty Shade Cloth. Whether it is for commercial or residential use we offer a wide range of colours, density options and widths.

Scan this QR code  
to check out our  
range of shade cloth

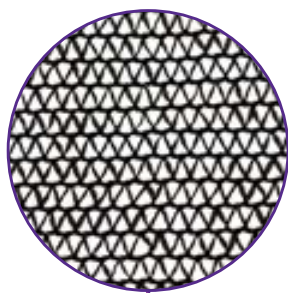





 **DENSITY RANGE**



**30%**



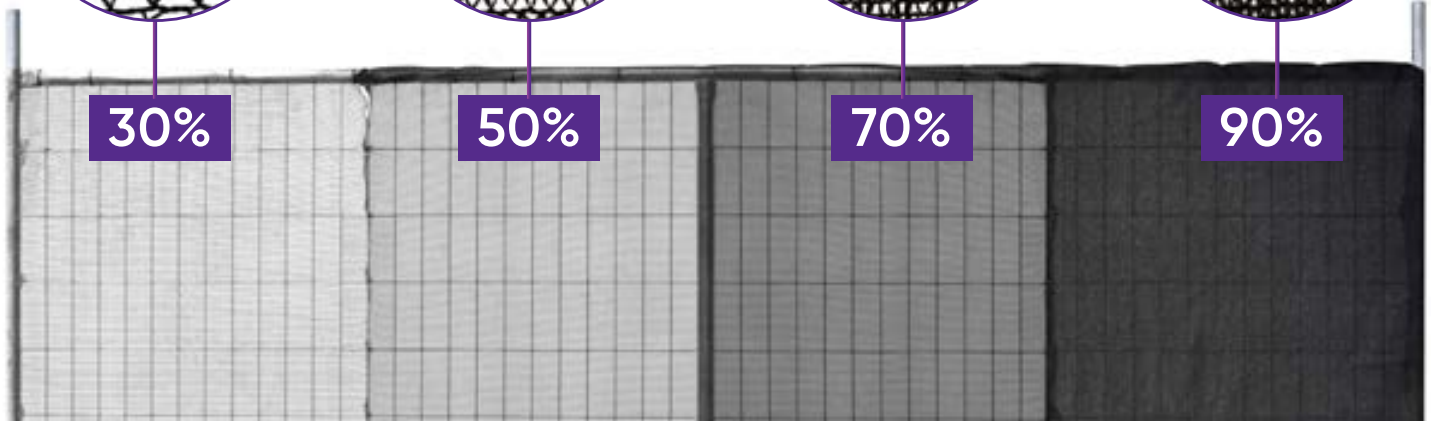
**50%**



**70%**



**90%**



 **WEIGHT PER ROLL**

%	1.83M X 25M ROLL	1.83M X 50M ROLL	3.66M X 50M ROLL
30%	-	8.5kg	-
50%	-	15.6kg	30kg
70%	16kg	16kg	31kg
90%	-	18.5kg	37kg



## COLOUR RANGE



Sandstone

White

Black

Blue

Green



## TOOLS AND ACCESSORIES

SOLD SEPARATELY



RING FASTENER AND RINGS

ASSORTED SIZES



PACK OF 100

CABLE TIES



## YOU MIGHT BE INTERESTED IN THESE PRODUCTS



### FIRE RETARDANT SHADE CLOTH

<b>Colour</b>	Blue or Black
<b>Density</b>	50%
<b>Rating</b>	Tested inline with AS/NZS 1530.3:1999



### WEEDMAT BLACK OR WHITE

<b>Weight</b>	1.8x50m 8kg / 2.1x50m 9.5kg
<b>Length</b>	50m roll <b>Durable</b> 80gsm
<b>Height</b>	1.8m (White) 1.8m / 2.1m (Black)



### SCAFFOLDING MESH

<b>Width</b>	183cm
<b>Length</b>	50m roll
<b>Colour</b>	Blue or Black
<b>Durable</b>	80 gsm / 35% cover factor



**SIGNAGE HQ**




# SIGNAGE HQ

We know, every job is unique, just like your business. That's why we tailor our products to fit your specific needs! Whether you need custom sizing, colour management or expert installation, our team of experienced graphic designers can help you every step of the way.

Discover more at [signagehq.com.au](http://signagehq.com.au)



Scan this QR code to check out our range of signage solutions







## PRINTED BANNERS



### 50% BLOCK OUT MESH BANNER

<b>Maximum size</b>	5m high x 50m long (cut to size)
<b>Print surface</b>	50%
<b>Wind flow</b>	50%
<b>Threadcount</b>	6x6
<b>Weight</b>	220gsm



### 65% BLOCK OUT MESH BANNER

<b>Maximum size</b>	5m high x 50m long (cut to size)
<b>Print surface</b>	65%
<b>Wind flow</b>	35%
<b>Threadcount</b>	9x9
<b>Weight</b>	260gsm



### 80% BLOCK OUT MESH BANNER

<b>Maximum size</b>	5m high x 50m long (cut to size)
<b>Print surface</b>	80%
<b>Wind flow</b>	20%
<b>Threadcount</b>	12x12
<b>Weight</b>	280gsm



## VINYL BANNERS

### VINYL COATED PRINTED BANNER

<b>Maximum size</b>	5m high x 20m long (made to size)
<b>Print surface</b>	100%
<b>Wind flow</b>	N/A
<b>Weight</b>	510gsm
<b>Durability</b>	Up to 5 years





## CROWD CONTROL BARRIER COVERINGS



### SLIP

<b>Suited to</b>	Standard Crowd Control Barrier		
<b>Print surface</b>	80%	<b>Wind flow</b>	20%
<b>Weight</b>	280gsm	<b>Material</b>	Polymesh
<b>Sides</b>	Double sided		
<b>Finish</b>	Velcro straps and eyelets		



### BANNER

<b>Suited to</b>	Standard Crowd Control Barrier		
<b>Print surface</b>	80%	<b>Wind flow</b>	20%
<b>Weight</b>	280gsm	<b>Material</b>	Polymesh
<b>Sides</b>	Single or double sided		
<b>Finish</b>	Eyelets		



### CORFLUTE

<b>Suited to</b>	Standard Crowd Control Barrier		
<b>Print surface</b>	100%	<b>Wind flow</b>	N/A
<b>Material</b>	Corflute (3mm or 5mm)		
<b>Sides</b>	Single or double sided		
<b>Finish</b>	Eyelets		



## PRINTED BOARDS



### CORFLUTE BOARD

<b>Maximum size</b>	1.2m x 2.4m
<b>Thickness</b>	3mm or 5mm
<b>Sides</b>	Single or double
<b>Finish</b>	Eyelets



### ECOFLUTE BOARD

<b>Maximum size</b>	1.2m x 2.4m
<b>Thickness</b>	3mm
<b>Sides</b>	Single or double
<b>Finish</b>	Eyelets



### ALUMINIUM BOARD

<b>Maximum size</b>	1.2m x 2.4m
<b>Thickness</b>	3mm
<b>Sides</b>	Single or double
<b>Finish</b>	Speak to our team



### POLYPROPYLENE BOARD

<b>Maximum size</b>	1.2m x 2.4m
<b>Thickness</b>	1.4mm
<b>Sides</b>	Single or double
<b>Finish</b>	Speak to our team

## PRINTED FLAGS



FEATHER FLAGS



RECTANGLE FLAGS



TEARDROP FLAGS



BASE OPTIONS

## STICKERS



BUMPER STICKERS



REVERSED STICKERS



SHEETED STICKERS



CUSTOM CUT STICKERS

## DISPLAY SIGNAGE



### PULL UP BANNER

Range of sizes and bases to choose from, we use thick, non-curling satin film and long-lasting, tear-resistant material, to create a sharp and professional look.



### MEDIA WALL

Available in the following sizes  
2m x 2m, 3m x 2.3m, 4m x 2.3m,  
5m x 2.3m, 6m x 2.3m



### A FRAME

Available in the following sizes  
600mm x 450mm, 600mm x 600mm,  
600mm x 900mm, 900mm x 1200mm

## CUSTOM SIGNAGE

At Signage HQ, we get that different situations call for different types of advertising. Flexibility is key for us. We have a range of custom products that can be used for marketing, brand awareness, or just getting your message out there.



## GRAPHIC DESIGN

Our seasoned designers bring creativity, expertise, and attention to detail to every project. From captivating logos to stunning visuals, we ensure your brand stands out. Let us elevate your identity with our professional touch, delivering impactful designs that exceed expectations.






# GROUND PROTECTION

At Site HQ, we offer durable solutions to safeguard your site's surface and prevent damage during construction, events, or heavy equipment use. Our range includes high-quality ground protection mats designed to distribute weight evenly, and provide safe access on soft or uneven ground. Ideal for protecting lawns, driveways, and sensitive surfaces, our ground protection products help keep your site clean, efficient, and compliant with safety standards.



Scan this QR code  
to check out our range  
of ground protection





## GROUND PROTECTION MATS



### GROUND PROTECTION MAT

<b>Size</b>	2400mm x 1200mm
<b>Weight</b>	36kg
<b>Thickness</b>	12mm
<b>Materials</b>	HDPE
<b>Load rating</b>	40t solid ground / 20t soft ground



## CONNECTORS



### GROUND PROTECTION MAT CONNECTOR

2 way or 4 way. Used to hold 2 or 4 mats together at the corner holes.



## STICKY MATS



### STICKY MAT 30 LAYERS (BLUE)

Reduce the grime and dirt that is tracked in on shoes. 30 sheet pack.



# POWER AND DISTRIBUTION

At Site HQ, we provide reliable solutions for managing power on your worksite. From cable guards, to lead hooks to distribution boards, our products are designed to keep your site running smoothly and safely.



Scan this QR code  
to explore our range



## CABLE GUARDS



**CABLE PROTECTORS**  
2 channel options



**CABLE PROTECTORS**  
5 channel options



## LEAD STANDS AND HOOKS



**LEAD STANDS**



**LEAD HOOKS**



## OUTLETS



**HEAVY DUTY 4 OUTLET  
10AMP DISTRIBUTION BOARD**

COMPLIANT  
TO AUSTRALIAN  
AND NEW ZEALAND  
STANDARDS  
AS/NZS 3190  
AS/NZS 3021



**HEAVY DUTY 6 OUTLET  
10AMP DISTRIBUTION BOARD**





# SITE SECURITY CAMERAS

1300SiteCam strives to offer the best in Site Security services. Our Solar/Wireless Security Camera Systems monitor and protect your site and assets, with 24/7 visibility. Take control and reduce your risk of theft and crime. Whatever your site requirements, we have a camera to suit your needs, with in-ground, above ground and container mounted installation options.

## Smart motion detection

Our AI motion detection technology helps you to focus on human and vehicle events. The device will only trigger an alarm when the preset intrusion type (human or vehicle) takes place and videos related to alarm events are sorted into human and vehicle categories for easier footage searches.

## Warranty & certifications

Our AI motion detection technology comes with a 12 month warranty and are engineer certified to Australian Standards.



Scan this QR code  
to check out our  
range of cameras





**ALL MODELS INCLUDE:**



**Solar & battery**  
(no power needed)



**24/7 Live view**  
(smart phone / tablet)



**Artificial intelligence**  
(motion detection)



**Alert emails**  
with 3 photos & app push notifications



**Telstra 4G wireless internet**



**Flood & strobe light**  
(on motion detection)



**Night vision mode**  
(30m motion detection)



**8MP wide angle camera lens**



**Water & dust resistant**  
(IP67)

**PROGRAMMABLE TRIGGER ZONES**

As each site has different conditions, 1300SiteCam can customize trigger detection zones to provide accurate detection of intrusion events.

**COLORVU TECHNOLOGY**

Our camera's feature ColorVu technology which produces colourful videos even in extremely dimly lit environments.

It's large aperture provides vivid and colourful images even in low light, prevents reflections and loss of details caused by infrared lighting and over exposure.





# CAMERA RANGE

## 4K TURRET CAMERA

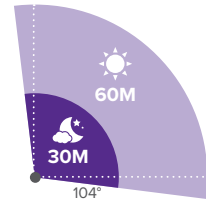


### SINGLE TURRET

For single site applications. Provides coverage to both sides of a fence.

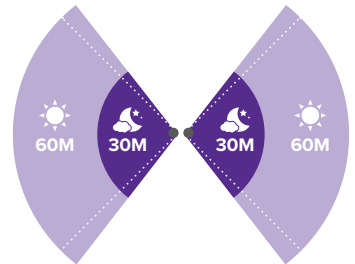


### DETECTION & COVERAGE RANGE



### DOUBLE TURRET

Ideal in narrow walkways, site entrance gates and site offices, when you need to monitor two different directions.

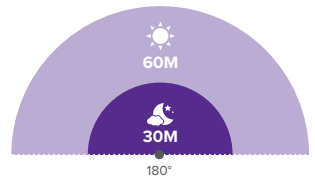


## 180° / 360° CAMERA



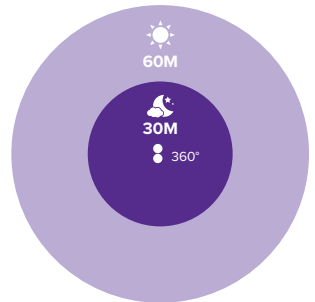
### 180° SINGLE CAMERA

For large areas and along fence lines.



### 360° DOUBLE CAMERA

For sites that require all-round vision.





## INSTALLATION OPTIONS



### IN GROUND

1 x 4m strong steel pole  
1 x secure in ground spike



### ABOVE GROUND

1 x 4m strong steel pivoting pole  
1 x above ground, weighted modular steel base, forkliftable



### CONTAINER MOUNT

1 x 1.2m extension pole  
1 x anti tamper, lockable shipping container mount



## ACCESSORIES AND ADD ONS



### LED FLOODLIGHT

High powered LED floodlight for visibility at night. (6800LM).



### DATA PLAN

Data plan & configuration p/month p/unit.



### SECURITY MONITORING

1300SiteCam can provide 24/7 site monitoring.



### TIME LAPSE

Photos are captured (every 30mins) and merged into a time lapse video.



# SITE HQ<sup>®</sup>

SMART SITE SOLUTIONS

 1300 748 347  [SITEHQ.COM.AU](http://SITEHQ.COM.AU)



FIND GREAT  
PRODUCTS



EXCELLENT  
PRICES



ORDER  
ONLINE



FAST  
DELIVERY



SUPERIOR  
SERVICE



TRUSTED FOR  
OVER 25 YEARS